

SF Property Selection Fund

Share Class I - NAV CHF 143.39



Description

The fund invests in listed and non-listed real estate funds, and on a situational basis, in real estate companies.

The product is oriented towards the performance of a fund-only index and allows for tactical diversification through investing in real estate companies. The inclusion of non-listed investments ensures access to the entire fund universe and makes it possible to invest early on in new funds' value chains.

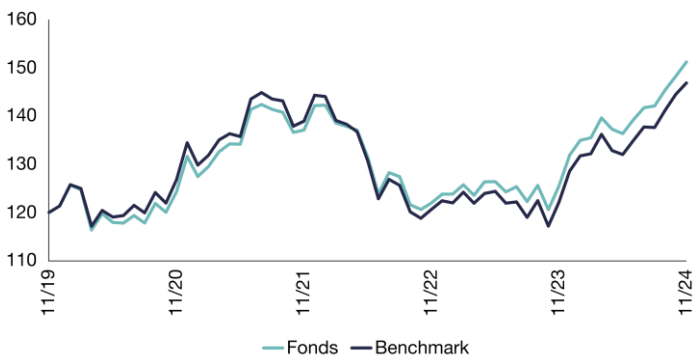
Fund Data

| | |
|--|----------------------------------|
| Name | SF Property Selection Fund |
| Asset Manager | Swiss Finance & Property AG |
| Auditors | PricewaterhouseCoopers AG |
| Depository bank | UBS Switzerland AG |
| Reference currency | CHF |
| Benchmark | 100% SXI Real Estate Funds Broad |
| Launch of share class | 24.07.2019 |
| Launch of fund | 03.12.2012 |
| ISIN / Valor | CH0198536689 / 19853668 |
| Distribution | Annually in March |
| Liquidity | Daily |
| First-time minimum payment | 5 mn CHF |
| Subscription and Redemption Fee | 0.15% on behalf of the fund |
| Management Fee ¹ | 0.50% p.a. |
| Total Expense Ratio (TER) ² | 0.55% |
| Total Assets | CHF 299.4 mn |

¹ Investments in SFP products are not included in the management fee calculation.

² As at 31.12.2023, TER (fund of fund) denotes the sum of all costs and commissions charged to the fund assets on the fund of funds level.

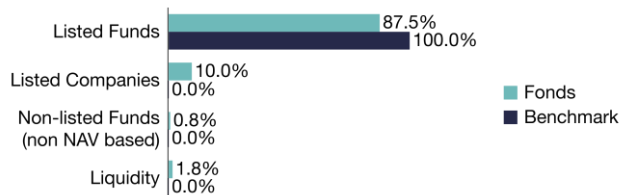
Share Class I - Performance: Base 120 (Net)



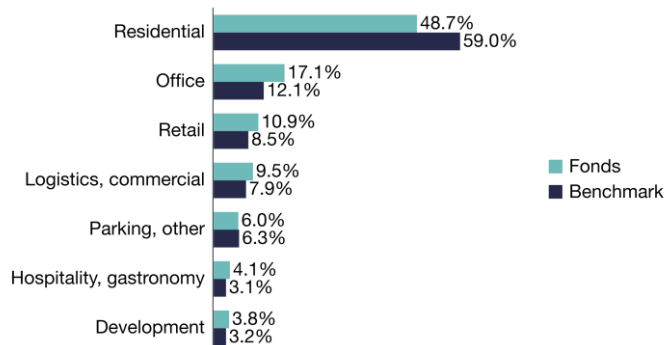
Share Class I - Statistical Analysis

| 36 months rolling | Funds | Benchmark |
|---------------------|-------|-----------|
| Performance p.a. | 3.32% | 1.87% |
| Volatility | 8.94% | 9.43% |
| Sharpe Ratio p.a. | 0.36 | 0.18 |
| Tracking Error p.a. | 1.15% | - |
| Information Ratio | -4.85 | - |
| Risk-free rate | 0.14% | - |

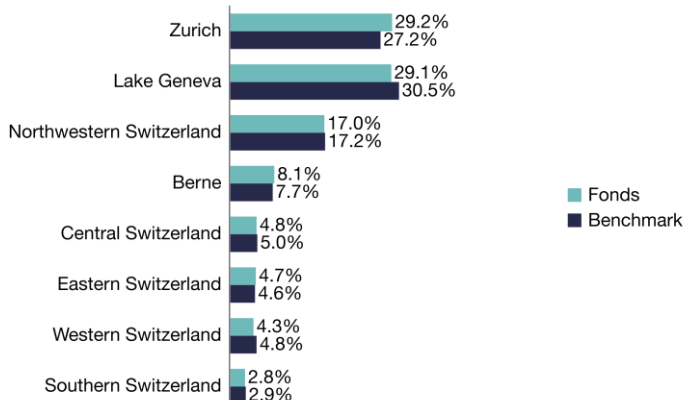
Investment Type



Sectors



Regions



SF Property Selection Fund

ESG-Report

Sustainability

The fund supports the achievement of the Federal Council's 2030 and 2050 climate targets. The sustainability policy pursues a consistent evaluation of relevant ESG indicators, which are used in the selection of investments. Regular ESG engagement with relevant market participants supports the development of investment decisions based on comparable information. The investment objective and the sustainability policy of the SF Property Selection Fund are defined in the prospectus with integrated fund contract. Further information on sustainability can be found at www.sfp.ch/en/products/sf-property-selection-fund.

Environmentally Relevant Key Figures

| Measured variable | Unit | Fund |
|-------------------------------|--|-------|
| Energy intensity in operation | KWh/m ² /year | 107.6 |
| Share of renewable energy | % renewable of energy consumption | 32.1 |
| GHG intensity in operation | kgCO ₂ /m ² /année | 14.9 |

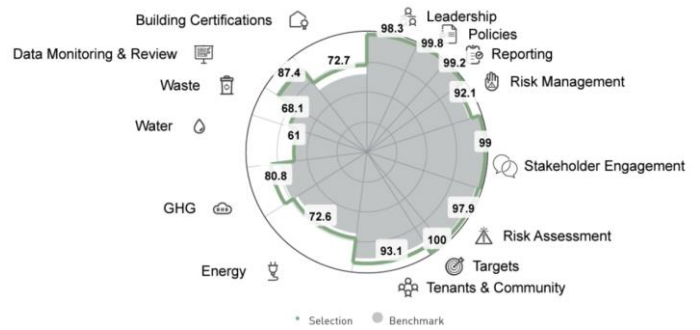
The key figures are based on publicly available information from third-party providers on the reporting date. Not all third-party providers publish information, which is why the degree of coverage is not necessarily 100%. The calculation methods are harmonised. This leads to retrospective corrections, which we apply in each case.

GRESB Rating¹



| | |
|--|------------|
| GRESB Standing Investment | 4 von 5 |
| GRESB Score Standing Investment | 85 von 100 |
| GRESB Average (Global participants) ² | 80 von 100 |
| GRESB Peer Average (Swiss participants) ² | 83 von 100 |

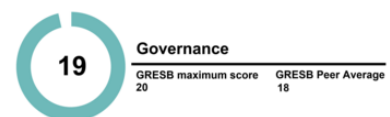
GRESB Portfolio Summary²



Source: GRESB

All intellectual property rights to this data belong exclusively to GRESB B.V. All rights reserved. GRESB B.V. has no liability to any person (including a natural person, corporate or unincorporated body) for any losses, damages, costs, expenses or other liabilities suffered as a result of any use of or reliance on any of the information which may be attributed to it.

GRESB ESG Breakdown¹



Source: GRESB

The degree of coverage measured in terms of assets under management is approx. 73%.

¹ The GRESB ESG Breakdown and the GRESB Rating are based on the GRESB reports for the calendar year 2022 and are calculated using the current portfolio allocation.

² The GRESB Portfolio Summary, the GRESB Average and the GRESB Peer Average are based on the allocation as at 31 December 2022 and the GRESB reports for the calendar year 2022.

SF Property Selection Fund

Head Client Relationship Management & Marketing

Dr. Patrick Sege | Seefeldstrasse 275 | 8008 Zürich | sege@sfp.ch | +41 43 344 74 78 | www.sfp.ch

Disclaimer

The LSEG Lipper Fund Awards are based on the Lipper Leader for Consistent Return rating, which is an objective, quantitative, risk-adjusted performance measure calculated over 36, 60 and 120 months. Lipper Leaders fund ratings do not constitute and are not intended to constitute investment advice or an offer to sell or the solicitation of an offer to buy any security of any entity in any jurisdiction. For more information, see lipperfundawards.com.

This document is intended for use solely by the person to whom it is conveyed on a confidential basis. By accepting and retaining this material and the information therein, which is intended for marketing purposes, the recipients confirm and agree to uphold the confidentiality of this document. The recipient is not authorised to transmit this document to third parties. This material may not be duplicated or copied, in whole or in part, for any purpose without the written prior consent of Swiss Finance & Property Funds Ltd and Swiss Finance & Property Ltd. This document constitutes neither an offer nor a recommendation to buy or sell securities or financial instruments and should not be interpreted as investment advice or any other type of decision-making tool or suggestion with regard to legal, tax-related or other matters. Neither the present document nor copies thereof may be sent, taken or distributed to the United States of America, or given to US persons (within the meaning of Regulation S of the US Securities Act of 1933 in its current valid version). Past performance is neither a guarantee nor an indicator of current or future performance or returns. The performance does not take into account any commissions and costs for issue or redemption of fund units. The prospectus, the Key Information Document (KID) as well as the annual and semi-annual reports can be obtained free of charge from Swiss Finance & Property Funds Ltd.